

Select

MODEL MANAGEMENT

500 Bishop St NW SUITE A-2, Atlanta, 30318, Georgia, United States
Phone: (404) 872-7444 **Fax:** (404) 874-1526 **Email:** info.atlanta@selectmodel.com **Website:** <https://selectmodel.com/>

Richard Simpson

Height 184cm / 6' 0.5"

Waist 86cm / 34"

Shoes EU/US/UK 44 / 11 / 9.5

Eyes Blue

Hair Grey

Inseam 86cm / 34"

Neck 41cm / 16"

Sleeve 86cm / 34"

Suit size 52cm / 42"

Suit cut Regular



Select

MODEL MANAGEMENT

500 Bishop St NW SUITE A-2, Atlanta, 30318, Georgia, United States
Phone: (404) 872-7444 Fax: (404) 874-1526 Email: info.atlanta@selectmodel.com Website: <https://selectmodel.com/>

Richard Simpson

Height 184cm / 6' 0.5"

Waist 86cm / 34"

Shoes EU/US/UK 44 / 11 / 9.5

Eyes Blue

Hair Grey

Inseam 86cm / 34"

Neck 41cm / 16"

Sleeve 86cm / 34"

Suit size 52cm / 42"

Suit cut Regular



Select

MODEL MANAGEMENT

500 Bishop St NW SUITE A-2, Atlanta, 30318, Georgia, United States

Phone: (404) 872-7444 Fax: (404) 874-1526 Email: info.atlanta@selectmodel.com Website: <https://selectmodel.com/>

Richard Simpson

Height 184cm / 6' 0.5"

Waist 86cm / 34"

Shoes EU/US/UK 44 / 11 / 9.5

Eyes Blue

Hair Grey



Inseam 86cm / 34"

Neck 41cm / 16"

Sleeve 86cm / 34"

Suit size 52cm / 42"

Suit cut Regular



Select

MODEL MANAGEMENT

500 Bishop St NW SUITE A-2, Atlanta, 30318, Georgia, United States

Phone: (404) 872-7444 Fax: (404) 874-1526 Email: info.atlanta@selectmodel.com Website: <https://selectmodel.com/>

Richard Simpson

Height 184cm / 6' 0.5"

Waist 86cm / 34"

Shoes EU/US/UK 44 / 11 / 9.5

Eyes Blue

Hair Grey

Inseam 86cm / 34"

Neck 41cm / 16"

Sleeve 86cm / 34"

Suit size 52cm / 42"

Suit cut Regular



Richard Simpson

Height 184cm / 6' 0.5"

Waist 86cm / 34"

Shoes EU/US/UK 44 / 11 / 9.5

Eyes Blue

Hair Grey


Inseam 86cm / 34"

Neck 41cm / 16"

Sleeve 86cm / 34"

Suit size 52cm / 42"

Suit cut Regular



Richard Simpson

Height 184cm / 6' 0.5"

Waist 86cm / 34"

Shoes EU/US/UK 44 / 11 / 9.5

Eyes Blue

Hair Grey



Inseam 86cm / 34"

Neck 41cm / 16"

Sleeve 86cm / 34"

Suit size 52cm / 42"

Suit cut Regular



Select

MODEL MANAGEMENT

500 Bishop St NW SUITE A-2, Atlanta, 30318, Georgia, United States
Phone: (404) 872-7444 **Fax:** (404) 874-1526 **Email:** info.atlanta@selectmodel.com **Website:** <https://selectmodel.com/>

Richard Simpson

Height 184cm / 6' 0.5"

Waist 86cm / 34"

Shoes EU/US/UK 44 / 11 / 9.5

Eyes Blue

Hair Grey


Inseam 86cm / 34"

Neck 41cm / 16"

Sleeve 86cm / 34"

Suit size 52cm / 42"

Suit cut Regular



Richard Simpson

Height 184cm / 6' 0.5"

Waist 86cm / 34"

Shoes EU/US/UK 44 / 11 / 9.5

Eyes Blue

Hair Grey

Inseam 86cm / 34"

Neck 41cm / 16"

Sleeve 86cm / 34"

Suit size 52cm / 42"

Suit cut Regular

