

Select

MODEL MANAGEMENT

500 Bishop St NW SUITE A-2, Atlanta, 30318, Georgia, United States
Email: info.atlanta@selectmodel.com **Website:** <https://selectmodel.com/>

Tim Ryan

Height 186cm / 6' 1.0"

Chest 102cm / 40"

Waist 81cm / 32"

Shoes EU/US/UK 44 / 11 / 9.5

Eyes Blue

Hair Dark blond

Inseam 81cm / 32"

Neck 39cm / 15.5"

Sleeve 86cm / 34"

Suit size 50cm / 40"

Suit cut Regular



Select

MODEL MANAGEMENT

500 Bishop St NW SUITE A-2, Atlanta, 30318, Georgia, United States
Email: info.atlanta@selectmodel.com Website: <https://selectmodel.com/>

Tim Ryan

Height 186cm / 6' 1.0"

Chest 102cm / 40"

Waist 81cm / 32"

Shoes EU/US/UK 44 / 11 / 9.5

Eyes Blue

Hair Dark blond

Inseam 81cm / 32"

Neck 39cm / 15.5"

Sleeve 86cm / 34"

Suit size 50cm / 40"

Suit cut Regular



Select

MODEL MANAGEMENT

500 Bishop St NW SUITE A-2, Atlanta, 30318, Georgia, United States
Email: info.atlanta@selectmodel.com Website: <https://selectmodel.com/>

Tim Ryan

Height 186cm / 6' 1.0"

Chest 102cm / 40"

Waist 81cm / 32"

Shoes EU/US/UK 44 / 11 / 9.5

Eyes Blue

Hair Dark blond

Inseam 81cm / 32"

Neck 39cm / 15.5"

Sleeve 86cm / 34"

Suit size 50cm / 40"

Suit cut Regular



Tim Ryan

Height 186cm / 6' 1.0"

Chest 102cm / 40"

Waist 81cm / 32"

Shoes EU/US/UK 44 / 11 / 9.5

Eyes Blue

Hair Dark blond

Inseam 81cm / 32"

Neck 39cm / 15.5"

Sleeve 86cm / 34"

Suit size 50cm / 40"

Suit cut Regular

PULLOVER

The Wright quarter-zip pullover features a lightweight double-knit jersey fabric. A natural hand feel offers superior moisture wicking performance to keep you looking your best, while playing your best. Self-fabric cuffs and bottom band pair with a contrast interior to create an updated look that works well for both active and dressier days.

[SHOP THE WRIGHT](#)



Select

MODEL MANAGEMENT

500 Bishop St NW SUITE A-2, Atlanta, 30318, Georgia, United States
Email: info.atlanta@selectmodel.com Website: https://selectmodel.com/

Tim Ryan

Height 186cm / 6' 1.0"

Chest 102cm / 40"

Waist 81cm / 32"

Shoes EU/US/UK 44 / 11 / 9.5

Eyes Blue

Hair Dark blond


Inseam 81cm / 32"

Neck 39cm / 15.5"

Sleeve 86cm / 34"

Suit size 50cm / 40"

Suit cut Regular



Select

MODEL MANAGEMENT

500 Bishop St NW SUITE A-2, Atlanta, 30318, Georgia, United States
Email: info.atlanta@selectmodel.com Website: <https://selectmodel.com/>

Tim Ryan

Height 186cm / 6' 1.0"

Chest 102cm / 40"

Waist 81cm / 32"

Shoes EU/US/UK 44 / 11 / 9.5

Eyes Blue

Hair Dark blond

Inseam 81cm / 32"

Neck 39cm / 15.5"

Sleeve 86cm / 34"

Suit size 50cm / 40"

Suit cut Regular



Select

MODEL MANAGEMENT

500 Bishop St NW SUITE A-2, Atlanta, 30318, Georgia, United States
Email: info.atlanta@selectmodel.com Website: <https://selectmodel.com/>

Tim Ryan

Height 186cm / 6' 1.0"

Chest 102cm / 40"

Waist 81cm / 32"

Shoes EU/US/UK 44 / 11 / 9.5

Eyes Blue

Hair Dark blond

Inseam 81cm / 32"

Neck 39cm / 15.5"

Sleeve 86cm / 34"

Suit size 50cm / 40"

Suit cut Regular



Select

MODEL MANAGEMENT

500 Bishop St NW SUITE A-2, Atlanta, 30318, Georgia, United States
Email: info.atlanta@selectmodel.com Website: <https://selectmodel.com/>

Tim Ryan

Height 186cm / 6' 1.0"

Chest 102cm / 40"

Waist 81cm / 32"

Shoes EU/US/UK 44 / 11 / 9.5

Eyes Blue

Hair Dark blond

Inseam 81cm / 32"

Neck 39cm / 15.5"

Sleeve 86cm / 34"

Suit size 50cm / 40"

Suit cut Regular



Select

MODEL MANAGEMENT

500 Bishop St NW SUITE A-2, Atlanta, 30318, Georgia, United States
Email: info.atlanta@selectmodel.com Website: <https://selectmodel.com/>

Tim Ryan

Height 186cm / 6' 1.0"

Chest 102cm / 40"

Waist 81cm / 32"

Shoes EU/US/UK 44 / 11 / 9.5

Eyes Blue

Hair Dark blond

Inseam 81cm / 32"

Neck 39cm / 15.5"

Sleeve 86cm / 34"

Suit size 50cm / 40"

Suit cut Regular



Select

MODEL MANAGEMENT

500 Bishop St NW SUITE A-2, Atlanta, 30318, Georgia, United States
Email: info.atlanta@selectmodel.com Website: <https://selectmodel.com/>

Tim Ryan

Height 186cm / 6' 1.0"

Chest 102cm / 40"

Waist 81cm / 32"

Shoes EU/US/UK 44 / 11 / 9.5

Eyes Blue

Hair Dark blond

Inseam 81cm / 32"

Neck 39cm / 15.5"

Sleeve 86cm / 34"

Suit size 50cm / 40"

Suit cut Regular



Select

MODEL MANAGEMENT

500 Bishop St NW SUITE A-2, Atlanta, 30318, Georgia, United States
Email: info.atlanta@selectmodel.com Website: <https://selectmodel.com/>

Tim Ryan

Height 186cm / 6' 1.0"

Chest 102cm / 40"

Waist 81cm / 32"

Shoes EU/US/UK 44 / 11 / 9.5

Eyes Blue

Hair Dark blond

Inseam 81cm / 32"

Neck 39cm / 15.5"

Sleeve 86cm / 34"

Suit size 50cm / 40"

Suit cut Regular



Select

MODEL MANAGEMENT

500 Bishop St NW SUITE A-2, Atlanta, 30318, Georgia, United States
Email: info.atlanta@selectmodel.com Website: https://selectmodel.com/

Tim Ryan

Height 186cm / 6' 1.0"

Chest 102cm / 40"

Waist 81cm / 32"

Shoes EU/US/UK 44 / 11 / 9.5

Eyes Blue

Hair Dark blond

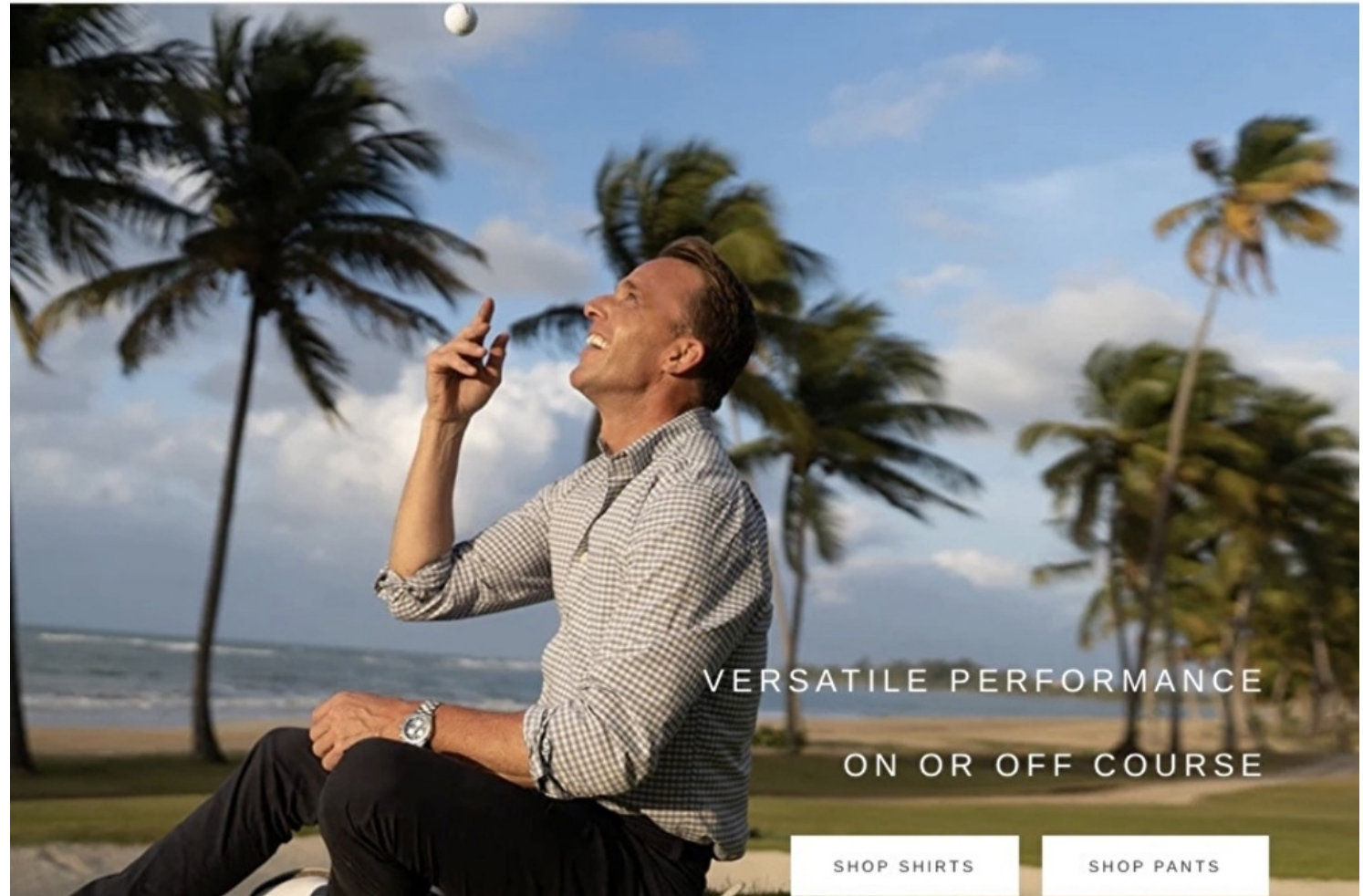
Inseam 81cm / 32"

Neck 39cm / 15.5"

Sleeve 86cm / 34"

Suit size 50cm / 40"

Suit cut Regular



Select

MODEL MANAGEMENT

500 Bishop St NW SUITE A-2, Atlanta, 30318, Georgia, United States
Email: info.atlanta@selectmodel.com **Website:** <https://selectmodel.com/>

Tim Ryan

Height 186cm / 6' 1.0"

Chest 102cm / 40"

Waist 81cm / 32"

Shoes EU/US/UK 44 / 11 / 9.5

Eyes Blue

Hair Dark blond

Inseam 81cm / 32"

Neck 39cm / 15.5"

Sleeve 86cm / 34"

Suit size 50cm / 40"

Suit cut Regular



Select

MODEL MANAGEMENT

500 Bishop St NW SUITE A-2, Atlanta, 30318, Georgia, United States
Email: info.atlanta@selectmodel.com Website: <https://selectmodel.com/>

Tim Ryan

Height 186cm / 6' 1.0"

Chest 102cm / 40"

Waist 81cm / 32"

Shoes EU/US/UK 44 / 11 / 9.5

Eyes Blue

Hair Dark blond

Inseam 81cm / 32"

Neck 39cm / 15.5"

Sleeve 86cm / 34"

Suit size 50cm / 40"

Suit cut Regular



Select

MODEL MANAGEMENT

500 Bishop St NW SUITE A-2, Atlanta, 30318, Georgia, United States
Email: info.atlanta@selectmodel.com Website: <https://selectmodel.com/>

Tim Ryan

Height 186cm / 6' 1.0"

Chest 102cm / 40"

Waist 81cm / 32"

Shoes EU/US/UK 44 / 11 / 9.5

Eyes Blue

Hair Dark blond

Inseam 81cm / 32"

Neck 39cm / 15.5"

Sleeve 86cm / 34"

Suit size 50cm / 40"

Suit cut Regular



Select

MODEL MANAGEMENT

500 Bishop St NW SUITE A-2, Atlanta, 30318, Georgia, United States
Email: info.atlanta@selectmodel.com Website: <https://selectmodel.com/>

Tim Ryan

Height 186cm / 6' 1.0"

Chest 102cm / 40"

Waist 81cm / 32"

Shoes EU/US/UK 44 / 11 / 9.5

Eyes Blue

Hair Dark blond

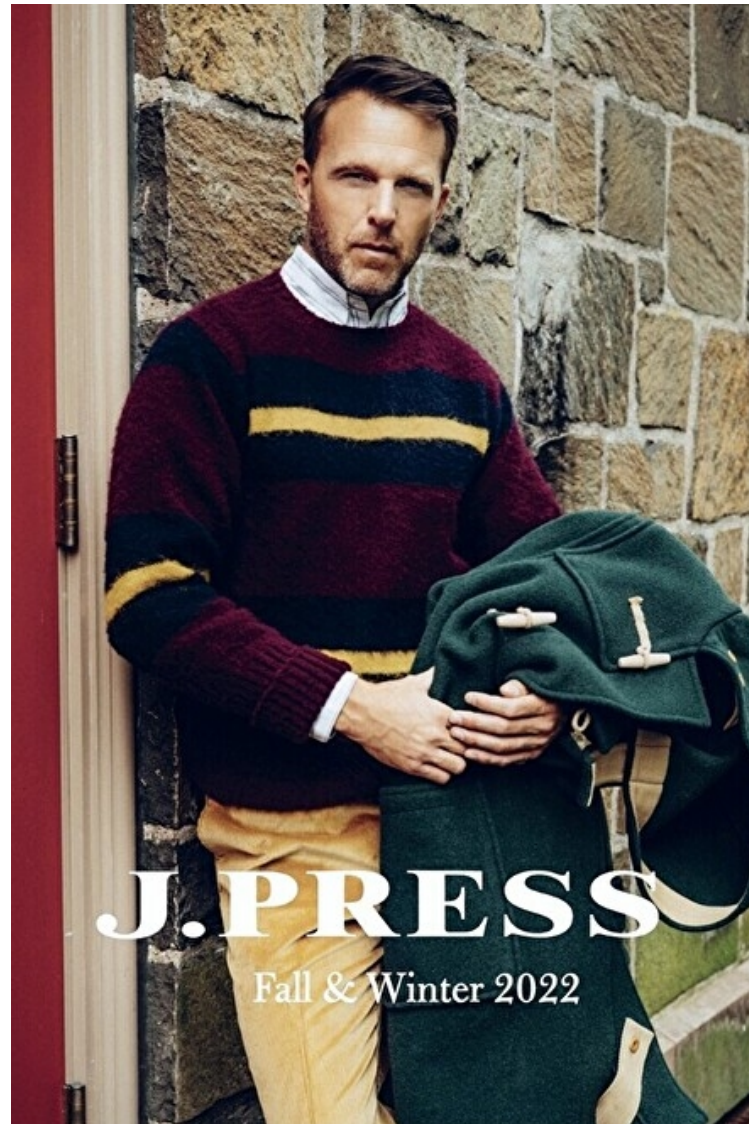
Inseam 81cm / 32"

Neck 39cm / 15.5"

Sleeve 86cm / 34"

Suit size 50cm / 40"

Suit cut Regular



This Page: JJK0110FF Whiskey Corduroy Sport Coat \$695, JKR0108FF Burgundy Fairisle Vest \$325,
JHD9105FF Blue Oxford Button Down Shirt \$135, JPP0103FF Whiskey Corduroy Trousers \$185
Opposite Page: Assorted Corduroy Pants \$185

37

Select

MODEL MANAGEMENT

500 Bishop St NW SUITE A-2, Atlanta, 30318, Georgia, United States
Email: info.atlanta@selectmodel.com Website: <https://selectmodel.com/>

Tim Ryan

Height 186cm / 6' 1.0"

Chest 102cm / 40"

Waist 81cm / 32"

Shoes EU/US/UK 44 / 11 / 9.5

Eyes Blue

Hair Dark blond

Inseam 81cm / 32"

Neck 39cm / 15.5"

Sleeve 86cm / 34"

Suit size 50cm / 40"

Suit cut Regular



Select

MODEL MANAGEMENT

500 Bishop St NW SUITE A-2, Atlanta, 30318, Georgia, United States
Email: info.atlanta@selectmodel.com Website: <https://selectmodel.com/>

Tim Ryan

Height 186cm / 6' 1.0"

Chest 102cm / 40"

Waist 81cm / 32"

Shoes EU/US/UK 44 / 11 / 9.5

Eyes Blue

Hair Dark blond

Inseam 81cm / 32"

Neck 39cm / 15.5"

Sleeve 86cm / 34"

Suit size 50cm / 40"

Suit cut Regular



Select

MODEL MANAGEMENT

500 Bishop St NW SUITE A-2, Atlanta, 30318, Georgia, United States
Email: info.atlanta@selectmodel.com Website: <https://selectmodel.com/>

Tim Ryan

Height 186cm / 6' 1.0"

Chest 102cm / 40"

Waist 81cm / 32"

Shoes EU/US/UK 44 / 11 / 9.5

Eyes Blue

Hair Dark blond

Inseam 81cm / 32"

Neck 39cm / 15.5"

Sleeve 86cm / 34"

Suit size 50cm / 40"

Suit cut Regular



This page: suede jacket by Manto, shirt by Eton,
five-pocket pants by PT Torino, belt by L.E.N.,
sneakers by Santoni. Opposite page: sweater by
Fedeli, shorts by Peter Millar, belt by L.E.N.

Select

MODEL MANAGEMENT

500 Bishop St NW SUITE A-2, Atlanta, 30318, Georgia, United States
Email: info.atlanta@selectmodel.com Website: <https://selectmodel.com/>

Tim Ryan

Height 186cm / 6' 1.0"

Chest 102cm / 40"

Waist 81cm / 32"

Shoes EU/US/UK 44 / 11 / 9.5

Eyes Blue

Hair Dark blond

Inseam 81cm / 32"

Neck 39cm / 15.5"

Sleeve 86cm / 34"

Suit size 50cm / 40"

Suit cut Regular



Select

MODEL MANAGEMENT

500 Bishop St NW SUITE A-2, Atlanta, 30318, Georgia, United States
Email: info.atlanta@selectmodel.com Website: <https://selectmodel.com/>

Tim Ryan

Height 186cm / 6' 1.0"

Chest 102cm / 40"

Waist 81cm / 32"

Shoes EU/US/UK 44 / 11 / 9.5

Eyes Blue

Hair Dark blond

Inseam 81cm / 32"

Neck 39cm / 15.5"

Sleeve 86cm / 34"

Suit size 50cm / 40"

Suit cut Regular



Select

MODEL MANAGEMENT

500 Bishop St NW SUITE A-2, Atlanta, 30318, Georgia, United States
Email: info.atlanta@selectmodel.com Website: <https://selectmodel.com/>

Tim Ryan

Height 186cm / 6' 1.0"

Chest 102cm / 40"

Waist 81cm / 32"

Shoes EU/US/UK 44 / 11 / 9.5

Eyes Blue

Hair Dark blond

Inseam 81cm / 32"

Neck 39cm / 15.5"

Sleeve 86cm / 34"

Suit size 50cm / 40"

Suit cut Regular



Select

MODEL MANAGEMENT

500 Bishop St NW SUITE A-2, Atlanta, 30318, Georgia, United States
Email: info.atlanta@selectmodel.com Website: <https://selectmodel.com/>

Tim Ryan

Height 186cm / 6' 1.0"

Chest 102cm / 40"

Waist 81cm / 32"

Shoes EU/US/UK 44 / 11 / 9.5

Eyes Blue

Hair Dark blond

Inseam 81cm / 32"

Neck 39cm / 15.5"

Sleeve 86cm / 34"

Suit size 50cm / 40"

Suit cut Regular



Select

MODEL MANAGEMENT

500 Bishop St NW SUITE A-2, Atlanta, 30318, Georgia, United States
Email: info.atlanta@selectmodel.com Website: <https://selectmodel.com/>

Tim Ryan

Height 186cm / 6' 1.0"

Chest 102cm / 40"

Waist 81cm / 32"

Shoes EU/US/UK 44 / 11 / 9.5

Eyes Blue

Hair Dark blond

Inseam 81cm / 32"

Neck 39cm / 15.5"

Sleeve 86cm / 34"

Suit size 50cm / 40"

Suit cut Regular



Select

MODEL MANAGEMENT

500 Bishop St NW SUITE A-2, Atlanta, 30318, Georgia, United States
Email: info.atlanta@selectmodel.com Website: <https://selectmodel.com/>

Tim Ryan

Height 186cm / 6' 1.0"

Chest 102cm / 40"

Waist 81cm / 32"

Shoes EU/US/UK 44 / 11 / 9.5

Eyes Blue

Hair Dark blond

Inseam 81cm / 32"

Neck 39cm / 15.5"

Sleeve 86cm / 34"

Suit size 50cm / 40"

Suit cut Regular



Select

MODEL MANAGEMENT

500 Bishop St NW SUITE A-2, Atlanta, 30318, Georgia, United States
Email: info.atlanta@selectmodel.com **Website:** <https://selectmodel.com/>

Tim Ryan

Height 186cm / 6' 1.0"

Chest 102cm / 40"

Waist 81cm / 32"

Shoes EU/US/UK 44 / 11 / 9.5

Eyes Blue

Hair Dark blond

Inseam 81cm / 32"

Neck 39cm / 15.5"

Sleeve 86cm / 34"

Suit size 50cm / 40"

Suit cut Regular



Select

MODEL MANAGEMENT

500 Bishop St NW SUITE A-2, Atlanta, 30318, Georgia, United States
Email: info.atlanta@selectmodel.com Website: <https://selectmodel.com/>

Tim Ryan

Height 186cm / 6' 1.0"

Chest 102cm / 40"

Waist 81cm / 32"

Shoes EU/US/UK 44 / 11 / 9.5

Eyes Blue

Hair Dark blond

Inseam 81cm / 32"

Neck 39cm / 15.5"

Sleeve 86cm / 34"

Suit size 50cm / 40"

Suit cut Regular



Tim Ryan

Height 186cm / 6' 1.0"

Chest 102cm / 40"

Waist 81cm / 32"

Shoes EU/US/UK 44 / 11 / 9.5

Eyes Blue

Hair Dark blond

Inseam 81cm / 32"

Neck 39cm / 15.5"

Sleeve 86cm / 34"

Suit size 50cm / 40"

Suit cut Regular



Tim Ryan

Height 186cm / 6' 1.0"

Chest 102cm / 40"

Waist 81cm / 32"

Shoes EU/US/UK 44 / 11 / 9.5

Eyes Blue

Hair Dark blond

Inseam 81cm / 32"

Neck 39cm / 15.5"

Sleeve 86cm / 34"

Suit size 50cm / 40"

Suit cut Regular



Select

MODEL MANAGEMENT

500 Bishop St NW SUITE A-2, Atlanta, 30318, Georgia, United States
Email: info.atlanta@selectmodel.com Website: <https://selectmodel.com/>

Tim Ryan

Height 186cm / 6' 1.0"

Chest 102cm / 40"

Waist 81cm / 32"

Shoes EU/US/UK 44 / 11 / 9.5

Eyes Blue

Hair Dark blond

Inseam 81cm / 32"

Neck 39cm / 15.5"

Sleeve 86cm / 34"

Suit size 50cm / 40"

Suit cut Regular



Select

MODEL MANAGEMENT

500 Bishop St NW SUITE A-2, Atlanta, 30318, Georgia, United States
Email: info.atlanta@selectmodel.com Website: <https://selectmodel.com/>

Tim Ryan

Height 186cm / 6' 1.0"

Chest 102cm / 40"

Waist 81cm / 32"

Shoes EU/US/UK 44 / 11 / 9.5

Eyes Blue

Hair Dark blond

Inseam 81cm / 32"

Neck 39cm / 15.5"

Sleeve 86cm / 34"

Suit size 50cm / 40"

Suit cut Regular



Select

MODEL MANAGEMENT

500 Bishop St NW SUITE A-2, Atlanta, 30318, Georgia, United States
Email: info.atlanta@selectmodel.com Website: <https://selectmodel.com/>

Tim Ryan

Height 186cm / 6' 1.0"

Chest 102cm / 40"

Waist 81cm / 32"

Shoes EU/US/UK 44 / 11 / 9.5

Eyes Blue

Hair Dark blond

Inseam 81cm / 32"

Neck 39cm / 15.5"

Sleeve 86cm / 34"

Suit size 50cm / 40"

Suit cut Regular



Select

MODEL MANAGEMENT

500 Bishop St NW SUITE A-2, Atlanta, 30318, Georgia, United States
Email: info.atlanta@selectmodel.com Website: <https://selectmodel.com/>

Tim Ryan

Height 186cm / 6' 1.0"

Chest 102cm / 40"

Waist 81cm / 32"

Shoes EU/US/UK 44 / 11 / 9.5

Eyes Blue

Hair Dark blond


Inseam 81cm / 32"

Neck 39cm / 15.5"

Sleeve 86cm / 34"

Suit size 50cm / 40"

Suit cut Regular



Select

MODEL MANAGEMENT

500 Bishop St NW SUITE A-2, Atlanta, 30318, Georgia, United States
Email: info.atlanta@selectmodel.com Website: <https://selectmodel.com/>

Tim Ryan

Height 186cm / 6' 1.0"

Chest 102cm / 40"

Waist 81cm / 32"

Shoes EU/US/UK 44 / 11 / 9.5

Eyes Blue

Hair Dark blond

Inseam 81cm / 32"

Neck 39cm / 15.5"

Sleeve 86cm / 34"

Suit size 50cm / 40"

Suit cut Regular



Tim Ryan

Height 186cm / 6' 1.0"

Chest 102cm / 40"

Waist 81cm / 32"

Shoes EU/US/UK 44 / 11 / 9.5

Eyes Blue

Hair Dark blond

Inseam 81cm / 32"

Neck 39cm / 15.5"

Sleeve 86cm / 34"

Suit size 50cm / 40"

Suit cut Regular



Select

MODEL MANAGEMENT

500 Bishop St NW SUITE A-2, Atlanta, 30318, Georgia, United States
Email: info.atlanta@selectmodel.com Website: <https://selectmodel.com/>

Tim Ryan

Height 186cm / 6' 1.0"

Chest 102cm / 40"

Waist 81cm / 32"

Shoes EU/US/UK 44 / 11 / 9.5

Eyes Blue

Hair Dark blond

Inseam 81cm / 32"

Neck 39cm / 15.5"

Sleeve 86cm / 34"

Suit size 50cm / 40"

Suit cut Regular



Tim Ryan

Height 186cm / 6' 1.0"

Chest 102cm / 40"

Waist 81cm / 32"

Shoes EU/US/UK 44 / 11 / 9.5

Eyes Blue

Hair Dark blond

Inseam 81cm / 32"

Neck 39cm / 15.5"

Sleeve 86cm / 34"

Suit size 50cm / 40"

Suit cut Regular

Select

MODEL MANAGEMENT

500 Bishop St NW SUITE A-2, Atlanta, 30318, Georgia, United States
Email: info.atlanta@selectmodel.com Website: <https://selectmodel.com/>

Tim Ryan

Height 186cm / 6' 1.0"

Chest 102cm / 40"

Waist 81cm / 32"

Shoes EU/US/UK 44 / 11 / 9.5

Eyes Blue

Hair Dark blond

Inseam 81cm / 32"

Neck 39cm / 15.5"

Sleeve 86cm / 34"

Suit size 50cm / 40"

Suit cut Regular



Select

MODEL MANAGEMENT

500 Bishop St NW SUITE A-2, Atlanta, 30318, Georgia, United States
Email: info.atlanta@selectmodel.com Website: <https://selectmodel.com/>

Tim Ryan

Height 186cm / 6' 1.0"

Chest 102cm / 40"

Waist 81cm / 32"

Shoes EU/US/UK 44 / 11 / 9.5

Eyes Blue

Hair Dark blond

Inseam 81cm / 32"

Neck 39cm / 15.5"

Sleeve 86cm / 34"

Suit size 50cm / 40"

Suit cut Regular



Tim Ryan

Height 186cm / 6' 1.0"

Chest 102cm / 40"

Waist 81cm / 32"

Shoes EU/US/UK 44 / 11 / 9.5

Eyes Blue

Hair Dark blond

Inseam 81cm / 32"

Neck 39cm / 15.5"

Sleeve 86cm / 34"

Suit size 50cm / 40"

Suit cut Regular

Select

MODEL MANAGEMENT

500 Bishop St NW SUITE A-2, Atlanta, 30318, Georgia, United States
Email: info.atlanta@selectmodel.com Website: <https://selectmodel.com/>

Tim Ryan

Height 186cm / 6' 1.0"

Chest 102cm / 40"

Waist 81cm / 32"

Shoes EU/US/UK 44 / 11 / 9.5

Eyes Blue

Hair Dark blond


Inseam 81cm / 32"

Neck 39cm / 15.5"

Sleeve 86cm / 34"

Suit size 50cm / 40"

Suit cut Regular



Select

MODEL MANAGEMENT

500 Bishop St NW SUITE A-2, Atlanta, 30318, Georgia, United States
Email: info.atlanta@selectmodel.com Website: <https://selectmodel.com/>

Tim Ryan

Height 186cm / 6' 1.0"

Chest 102cm / 40"

Waist 81cm / 32"

Shoes EU/US/UK 44 / 11 / 9.5

Eyes Blue

Hair Dark blond

Inseam 81cm / 32"

Neck 39cm / 15.5"

Sleeve 86cm / 34"

Suit size 50cm / 40"

Suit cut Regular



Select

MODEL MANAGEMENT

500 Bishop St NW SUITE A-2, Atlanta, 30318, Georgia, United States
Email: info.atlanta@selectmodel.com Website: <https://selectmodel.com/>

Tim Ryan

Height 186cm / 6' 1.0"

Chest 102cm / 40"

Waist 81cm / 32"

Shoes EU/US/UK 44 / 11 / 9.5

Eyes Blue

Hair Dark blond

Inseam 81cm / 32"

Neck 39cm / 15.5"

Sleeve 86cm / 34"

Suit size 50cm / 40"

Suit cut Regular



Select

MODEL MANAGEMENT

500 Bishop St NW SUITE A-2, Atlanta, 30318, Georgia, United States
Email: info.atlanta@selectmodel.com Website: <https://selectmodel.com/>

Tim Ryan

Height 186cm / 6' 1.0"

Chest 102cm / 40"

Waist 81cm / 32"

Shoes EU/US/UK 44 / 11 / 9.5

Eyes Blue

Hair Dark blond

Inseam 81cm / 32"

Neck 39cm / 15.5"

Sleeve 86cm / 34"

Suit size 50cm / 40"

Suit cut Regular



Select

MODEL MANAGEMENT

500 Bishop St NW SUITE A-2, Atlanta, 30318, Georgia, United States
Email: info.atlanta@selectmodel.com Website: <https://selectmodel.com/>

Tim Ryan

Height 186cm / 6' 1.0"

Chest 102cm / 40"

Waist 81cm / 32"

Shoes EU/US/UK 44 / 11 / 9.5

Eyes Blue

Hair Dark blond

Inseam 81cm / 32"

Neck 39cm / 15.5"

Sleeve 86cm / 34"

Suit size 50cm / 40"

Suit cut Regular

the GOOD LIFE

Smart style choices will make you look and feel your best—whether you're in the corner office or a corner table at the club.

Photography and styling by MATT SAYERS
Shot on location at THE RAMBLE HOTEL

•RISEN MORTON FALL/WINTER 2018



Brunello
Bellini
Braccolini

FALL/WINTER 2018 THE SUBSTANCE OF STY

Select

MODEL MANAGEMENT

500 Bishop St NW SUITE A-2, Atlanta, 30318, Georgia, United States
Email: info.atlanta@selectmodel.com Website: <https://selectmodel.com/>

Tim Ryan

Height 186cm / 6' 1.0"

Chest 102cm / 40"

Waist 81cm / 32"

Shoes EU/US/UK 44 / 11 / 9.5

Eyes Blue

Hair Dark blond

Inseam 81cm / 32"

Neck 39cm / 15.5"

Sleeve 86cm / 34"

Suit size 50cm / 40"

Suit cut Regular

