

Remi Chester

Height 185cm / 6' 1.0"

Chest 101cm / 40"

Waist 79cm / 31"

Shoes EU/US/UK 43 / 10.5 / 9

Eyes Brown

Hair Black

Inseam 81cm / 32"

Neck 39cm / 15.5"

Sleeve 84cm / 33"

Suit size 50cm / 40"

Suit cut Regular



Remi Chester

Height 185cm / 6' 1.0"

Chest 101cm / 40"

Waist 79cm / 31"

Shoes EU/US/UK 43 / 10.5 / 9

Eyes Brown

Hair Black

Inseam 81cm / 32"

Neck 39cm / 15.5"

Sleeve 84cm / 33"

Suit size 50cm / 40"

Suit cut Regular



Select

MODEL MANAGEMENT

400 Michigan Ave SUITE 700, Chicago, 60611, UNITED STATES, United States
Phone: +1 312 943 3226 Email: info.chicago@selectmodel.com Website: <https://selectmodel.com/>

Remi Chester

Height 185cm / 6' 1.0"

Chest 101cm / 40"

Waist 79cm / 31"

Shoes EU/US/UK 43 / 10.5 / 9

Eyes Brown

Hair Black

Inseam 81cm / 32"

Neck 39cm / 15.5"

Sleeve 84cm / 33"

Suit size 50cm / 40"

Suit cut Regular



Select

MODEL MANAGEMENT

400 Michigan Ave SUITE 700, Chicago, 60611, UNITED STATES, United States
Phone: +1 312 943 3226 **Email:** info.chicago@selectmodel.com **Website:** <https://selectmodel.com/>

Remi Chester

Height 185cm / 6' 1.0"

Chest 101cm / 40"

Waist 79cm / 31"

Shoes EU/US/UK 43 / 10.5 / 9

Eyes Brown

Hair Black


Inseam 81cm / 32"

Neck 39cm / 15.5"

Sleeve 84cm / 33"

Suit size 50cm / 40"

Suit cut Regular



Select

MODEL MANAGEMENT

400 Michigan Ave SUITE 700, Chicago, 60611, UNITED STATES, United States
Phone: +1 312 943 3226 **Email:** info.chicago@selectmodel.com **Website:** <https://selectmodel.com/>

Remi Chester

Height 185cm / 6' 1.0"

Chest 101cm / 40"

Waist 79cm / 31"

Shoes EU/US/UK 43 / 10.5 / 9

Eyes Brown

Hair Black

Inseam 81cm / 32"

Neck 39cm / 15.5"

Sleeve 84cm / 33"

Suit size 50cm / 40"

Suit cut Regular



Remi Chester

Height 185cm / 6' 1.0"

Chest 101cm / 40"

Waist 79cm / 31"

Shoes EU/US/UK 43 / 10.5 / 9

Eyes Brown

Hair Black

Inseam 81cm / 32"

Neck 39cm / 15.5"

Sleeve 84cm / 33"

Suit size 50cm / 40"

Suit cut Regular

Select

MODEL MANAGEMENT

400 Michigan Ave SUITE 700, Chicago, 60611, UNITED STATES, United States
Phone: +1 312 943 3226 Email: info.chicago@selectmodel.com Website: https://selectmodel.com/

Remi Chester

Height 185cm / 6' 1.0"

Chest 101cm / 40"

Waist 79cm / 31"

Shoes EU/US/UK 43 / 10.5 / 9

Eyes Brown

Hair Black

Inseam 81cm / 32"

Neck 39cm / 15.5"

Sleeve 84cm / 33"

Suit size 50cm / 40"

Suit cut Regular



Remi Chester

Height 185cm / 6' 1.0"

Chest 101cm / 40"

Waist 79cm / 31"

Shoes EU/US/UK 43 / 10.5 / 9

Eyes Brown

Hair Black

Inseam 81cm / 32"

Neck 39cm / 15.5"

Sleeve 84cm / 33"

Suit size 50cm / 40"

Suit cut Regular



Select

MODEL MANAGEMENT

400 Michigan Ave SUITE 700, Chicago, 60611, UNITED STATES, United States
Phone: +1 312 943 3226 **Email:** info.chicago@selectmodel.com **Website:** https://selectmodel.com/

Remi Chester

Height 185cm / 6' 1.0"

Chest 101cm / 40"

Waist 79cm / 31"

Shoes EU/US/UK 43 / 10.5 / 9

Eyes Brown

Hair Black


Inseam 81cm / 32"

Neck 39cm / 15.5"

Sleeve 84cm / 33"

Suit size 50cm / 40"

Suit cut Regular



Select

MODEL MANAGEMENT

400 Michigan Ave SUITE 700, Chicago, 60611, UNITED STATES, United States
Phone: +1 312 943 3226 Email: info.chicago@selectmodel.com Website: https://selectmodel.com/

Remi Chester

Height 185cm / 6' 1.0"

Chest 101cm / 40"

Waist 79cm / 31"

Shoes EU/US/UK 43 / 10.5 / 9

Eyes Brown

Hair Black

Inseam 81cm / 32"

Neck 39cm / 15.5"

Sleeve 84cm / 33"

Suit size 50cm / 40"

Suit cut Regular



Select

MODEL MANAGEMENT

400 Michigan Ave SUITE 700, Chicago, 60611, UNITED STATES, United States
Phone: +1 312 943 3226 Email: info.chicago@selectmodel.com Website: https://selectmodel.com/

Remi Chester

Height 185cm / 6' 1.0"

Chest 101cm / 40"

Waist 79cm / 31"

Shoes EU/US/UK 43 / 10.5 / 9

Eyes Brown

Hair Black


Inseam 81cm / 32"

Neck 39cm / 15.5"

Sleeve 84cm / 33"

Suit size 50cm / 40"

Suit cut Regular



Select

MODEL MANAGEMENT

400 Michigan Ave SUITE 700, Chicago, 60611, UNITED STATES, United States
Phone: +1 312 943 3226 Email: info.chicago@selectmodel.com Website: <https://selectmodel.com/>

Remi Chester

Height 185cm / 6' 1.0"

Chest 101cm / 40"

Waist 79cm / 31"

Shoes EU/US/UK 43 / 10.5 / 9

Eyes Brown

Hair Black

Inseam 81cm / 32"

Neck 39cm / 15.5"

Sleeve 84cm / 33"

Suit size 50cm / 40"

Suit cut Regular



Select

MODEL MANAGEMENT

400 Michigan Ave SUITE 700, Chicago, 60611, UNITED STATES, United States
Phone: +1 312 943 3226 Email: info.chicago@selectmodel.com Website: https://selectmodel.com/

Remi Chester

Height 185cm / 6' 1.0"

Chest 101cm / 40"

Waist 79cm / 31"

Shoes EU/US/UK 43 / 10.5 / 9

Eyes Brown

Hair Black

Inseam 81cm / 32"

Neck 39cm / 15.5"

Sleeve 84cm / 33"

Suit size 50cm / 40"

Suit cut Regular



REMILEKUN ALADE-CHESTER
VISION MODELS LOS ANGELES

Where are you from and how did you end up as a model in Los Angeles?

REMILEKUN ALADE-CHESTER (RAC): Born and raised in Lagos, Nigeria, I moved to Southern California at age 11. I was scouted during my junior year of college at UCSD, upon graduation, I chose Los Angeles as my home base to further pursue a modeling career.

What has helped build your career?

RAC: I would say it has been a steady progression. Consistently staying on top of castings, staying fit and healthy, being flexible schedule wise.

What is your perspective on the modeling industry? How does your personal life impact your ability to perform on set?

RAC: On modeling in general, it's an industry that requires hard work. Takes a lot of consistent readiness, as you never know when you will be called. Now and days things are moving so fast, it renders for so many last minute decision-making. It feels like a kind of fraternity amongst the models, since modeling goals tend to be more modeling. I like to think it's simpler than the female industry as there are less variables in play for men.

What has been your factor as a rising model?

RAC: I think how easy it is to deal with me. There are ideas that people have about how a model should be and behave, no matter what that is, I just try to bring an open heart to the equation.

Select

MODEL MANAGEMENT

400 Michigan Ave SUITE 700, Chicago, 60611, UNITED STATES, United States
Phone: +1 312 943 3226 Email: info.chicago@selectmodel.com Website: https://selectmodel.com/

Remi Chester

Height 185cm / 6' 1.0"

Chest 101cm / 40"

Waist 79cm / 31"

Shoes EU/US/UK 43 / 10.5 / 9

Eyes Brown

Hair Black

Inseam 81cm / 32"

Neck 39cm / 15.5"

Sleeve 84cm / 33"

Suit size 50cm / 40"

Suit cut Regular



Remi Chester

Height 185cm / 6' 1.0"

Chest 101cm / 40"

Waist 79cm / 31"

Shoes EU/US/UK 43 / 10.5 / 9

Eyes Brown

Hair Black

Inseam 81cm / 32"

Neck 39cm / 15.5"

Sleeve 84cm / 33"

Suit size 50cm / 40"

Suit cut Regular



Select

MODEL MANAGEMENT

400 Michigan Ave SUITE 700, Chicago, 60611, UNITED STATES, United States
Phone: +1 312 943 3226 Email: info.chicago@selectmodel.com Website: <https://selectmodel.com/>

Remi Chester

Height 185cm / 6' 1.0"

Chest 101cm / 40"

Waist 79cm / 31"

Shoes EU/US/UK 43 / 10.5 / 9

Eyes Brown

Hair Black

Inseam 81cm / 32"

Neck 39cm / 15.5"

Sleeve 84cm / 33"

Suit size 50cm / 40"

Suit cut Regular



Select

MODEL MANAGEMENT

400 Michigan Ave SUITE 700, Chicago, 60611, UNITED STATES, United States
Phone: +1 312 943 3226 **Email:** info.chicago@selectmodel.com **Website:** <https://selectmodel.com/>

Remi Chester

Height 185cm / 6' 1.0"

Chest 101cm / 40"

Waist 79cm / 31"

Shoes EU/US/UK 43 / 10.5 / 9

Eyes Brown

Hair Black

Inseam 81cm / 32"

Neck 39cm / 15.5"

Sleeve 84cm / 33"

Suit size 50cm / 40"

Suit cut Regular

