

JOSH PARKINSON

Height 188cm / 6' 2.0"

Chest 99cm / 39"

Hips 81cm / 32"

Waist 81cm / 32"

Shoes EU/US/UK 42.5 / 10 / 8.5

Inseam 84cm / 33"

Suit size 48cm / 38"

Suit cut Regular

Neck 39cm / 15.5"

Hair Brown

Eyes Green



Select

MODEL MANAGEMENT

2nd floor, 77 ST. Martins Lane (entrance on Cranbourn Street) , London, WC2N 4AA, England, United Kingdom
Phone: +44 (0) 20 7299 1322 **Fax:** +44 (0) 20 7299 1386 **Email:** info@selectmodel.com **Website:** https://www.selectmodel.com/

JOSH PARKINSON

Height 188cm / 6' 2.0"

Chest 99cm / 39"

Hips 81cm / 32"

Waist 81cm / 32"

Shoes EU/US/UK 42.5 / 10 / 8.5

Inseam 84cm / 33"

Suit size 48cm / 38"

Suit cut Regular

Neck 39cm / 15.5"

Hair Brown

Eyes Green



JOSH PARKINSON

Height 188cm / 6' 2.0"

Chest 99cm / 39"

Hips 81cm / 32"

Waist 81cm / 32"

Shoes EU/US/UK 42.5 / 10 / 8.5

Inseam 84cm / 33"


Suit size 48cm / 38"

Suit cut Regular

Neck 39cm / 15.5"

Hair Brown

Eyes Green



JOSH PARKINSON

Height 188cm / 6' 2.0"

Chest 99cm / 39"

Hips 81cm / 32"

Waist 81cm / 32"

Shoes EU/US/UK 42.5 / 10 / 8.5

Inseam 84cm / 33"

Suit size 48cm / 38"

Suit cut Regular

Neck 39cm / 15.5"

Hair Brown

Eyes Green



JOSH PARKINSON

Height 188cm / 6' 2.0"

Chest 99cm / 39"

Hips 81cm / 32"

Waist 81cm / 32"

Shoes EU/US/UK 42.5 / 10 / 8.5

Inseam 84cm / 33"


Suit size 48cm / 38"

Suit cut Regular

Neck 39cm / 15.5"

Hair Brown

Eyes Green



Select

MODEL MANAGEMENT

2nd floor, 77 ST. Martins Lane (entrance on Cranbourn Street) , London, WC2N 4AA, England, United Kingdom
Phone: +44 (0) 20 7299 1322 Fax: +44 (0) 20 7299 1386 Email: info@selectmodel.com Website: https://www.selectmodel.com/

JOSH PARKINSON

Height 188cm / 6' 2.0"

Chest 99cm / 39"

Hips 81cm / 32"

Waist 81cm / 32"

Shoes EU/US/UK 42.5 / 10 / 8.5

Inseam 84cm / 33"


Suit size 48cm / 38"

Suit cut Regular


Neck 39cm / 15.5"

Hair Brown

Eyes Green



Fall Look ALEXANDER
Grooming Editor BARREN HAU USING BUSHLE & BUSHLE & BUSHLE
Fashion Assistant LLOYD
Models CHRISTIAN JOHNSON, JACEY ELFRALON & JOSH PARKINSON © SELECT MODEL MANA



Select

MODEL MANAGEMENT

2nd floor, 77 ST. Martins Lane (entrance on Cranbourn Street) , London, WC2N 4AA, England, United Kingdom
Phone: +44 (0) 20 7299 1322 **Fax:** +44 (0) 20 7299 1386 **Email:** info@selectmodel.com **Website:** https://www.selectmodel.com/

JOSH PARKINSON

Height 188cm / 6' 2.0"

Chest 99cm / 39"

Hips 81cm / 32"

Waist 81cm / 32"

Shoes EU/US/UK 42.5 / 10 / 8.5

Inseam 84cm / 33"

Suit size 48cm / 38"

Suit cut Regular

Neck 39cm / 15.5"

Hair Brown

Eyes Green



JOSH PARKINSON

Height 188cm / 6' 2.0"

Chest 99cm / 39"

Hips 81cm / 32"

Waist 81cm / 32"

Shoes EU/US/UK 42.5 / 10 / 8.5

Inseam 84cm / 33"

Suit size 48cm / 38"

Suit cut Regular

Neck 39cm / 15.5"

Hair Brown

Eyes Green



*Pull court en laine et cachemire
rêvé, Céline. Pantalons
taille haute en drap de
laine et transition de jour.
Yves Saint Laurent.
Page de droite, tricot en
grain de paille sur robe
en dentelle et grain de
paille. Giacomini par
Riccardo Tisci.*



JOSH PARKINSON

Height 188cm / 6' 2.0"

Chest 99cm / 39"

Hips 81cm / 32"

Waist 81cm / 32"

Shoes EU/US/UK 42.5 / 10 / 8.5

Inseam 84cm / 33"


Suit size 48cm / 38"

Suit cut Regular

Neck 39cm / 15.5"

Hair Brown

Eyes Green



JOSH PARKINSON

Height 188cm / 6' 2.0"

Chest 99cm / 39"

Hips 81cm / 32"

Waist 81cm / 32"

Shoes EU/US/UK 42.5 / 10 / 8.5

Inseam 84cm / 33"


Suit size 48cm / 38"

Suit cut Regular

Neck 39cm / 15.5"

Hair Brown

Eyes Green



JOSH PARKINSON

Height 188cm / 6' 2.0"

Chest 99cm / 39"

Hips 81cm / 32"

Waist 81cm / 32"

Shoes EU/US/UK 42.5 / 10 / 8.5

Inseam 84cm / 33"

Suit size 48cm / 38"

Suit cut Regular

Neck 39cm / 15.5"

Hair Brown

Eyes Green



JOSH PARKINSON

Height 188cm / 6' 2.0"

Chest 99cm / 39"

Hips 81cm / 32"

Waist 81cm / 32"

Shoes EU/US/UK 42.5 / 10 / 8.5

Inseam 84cm / 33"

Suit size 48cm / 38"

Suit cut Regular

Neck 39cm / 15.5"

Hair Brown

Eyes Green



Josh « JDP »
Parkinson
Flight-jacket en
cuir à col fourrure
Vicente A., pull
à col roulé en
cachemire Hermès,
pantalon en laine
Cerruti 1881 Paris,
chaussettes Happy
Socks, derby
en cuir brodé
J.M. Weston,
casquette en
velours Tigaretame
et broche surplus
Douroux.

JOSH PARKINSON

Height 188cm / 6' 2.0"

Chest 99cm / 39"

Hips 81cm / 32"

Waist 81cm / 32"

Shoes EU/US/UK 42.5 / 10 / 8.5

Inseam 84cm / 33"

Suit size 48cm / 38"

Suit cut Regular

Neck 39cm / 15.5"

Hair Brown

Eyes Green



JOSH PARKINSON

Height 188cm / 6' 2.0"

Chest 99cm / 39"

Hips 81cm / 32"

Waist 81cm / 32"

Shoes EU/US/UK 42.5 / 10 / 8.5

Inseam 84cm / 33"

Suit size 48cm / 38"

Suit cut Regular

Neck 39cm / 15.5"

Hair Brown

Eyes Green



Select

MODEL MANAGEMENT

2nd floor, 77 ST. Martins Lane (entrance on Cranbourn Street) , London, WC2N 4AA, England, United Kingdom
Phone: +44 (0) 20 7299 1322 **Fax:** +44 (0) 20 7299 1386 **Email:** info@selectmodel.com **Website:** https://www.selectmodel.com/

JOSH PARKINSON

Height 188cm / 6' 2.0"

Chest 99cm / 39"

Hips 81cm / 32"

Waist 81cm / 32"

Shoes EU/US/UK 42.5 / 10 / 8.5

Inseam 84cm / 33"

Suit size 48cm / 38"

Suit cut Regular

Neck 39cm / 15.5"

Hair Brown

Eyes Green



JOSH PARKINSON

Height 188cm / 6' 2.0"

Chest 99cm / 39"

Hips 81cm / 32"

Waist 81cm / 32"

Shoes EU/US/UK 42.5 / 10 / 8.5

Inseam 84cm / 33"

Suit size 48cm / 38"

Suit cut Regular

Neck 39cm / 15.5"

Hair Brown

Eyes Green

