

Tony Almeida

Height 190cm / 6' 3.0"

Chest 102cm / 40"

Waist 81cm / 32"

Shoes EU/US/UK 44.5 / 11.5 / 10

Eyes Brown

Hair Brown

Inseam 81cm / 32"

Neck 40cm / 15.5"

Sleeve 94cm / 37"

Suit size 50cm / 40"

Suit cut Long



Select

MODEL MANAGEMENT

2nd floor, 77 ST. Martins Lane (entrance on Cranbourn Street) , London, WC2N 4AA, England, United Kingdom
Phone: +44 (0) 20 7299 1322 **Fax:** +44 (0) 20 7299 1386 **Email:** info@selectmodel.com **Website:** https://www.selectmodel.com/

Tony Almeida

Height 190cm / 6' 3.0"

Chest 102cm / 40"

Waist 81cm / 32"

Shoes EU/US/UK 44.5 / 11.5 /
10

Eyes Brown

Hair Brown

Inseam 81cm / 32"

Neck 40cm / 15.5"

Sleeve 94cm / 37"

Suit size 50cm / 40"

Suit cut Long



Select

MODEL MANAGEMENT

2nd floor, 77 ST. Martins Lane (entrance on Cranbourn Street) , London, WC2N 4AA, England, United Kingdom
Phone: +44 (0) 20 7299 1322 **Fax:** +44 (0) 20 7299 1386 **Email:** info@selectmodel.com **Website:** https://www.selectmodel.com/

Tony Almeida

Height 190cm / 6' 3.0"

Chest 102cm / 40"

Waist 81cm / 32"

Shoes EU/US/UK 44.5 / 11.5 /
10

Eyes Brown

Hair Brown

Inseam 81cm / 32"

Neck 40cm / 15.5"

Sleeve 94cm / 37"

Suit size 50cm / 40"

Suit cut Long



Tony Almeida

Height 190cm / 6' 3.0"

Chest 102cm / 40"

Waist 81cm / 32"

Shoes EU/US/UK 44.5 / 11.5 /
10

Eyes Brown

Hair Brown


Inseam 81cm / 32"

Neck 40cm / 15.5"

Sleeve 94cm / 37"

Suit size 50cm / 40"

Suit cut Long



Select

MODEL MANAGEMENT

2nd floor, 77 ST. Martins Lane (entrance on Cranbourn Street) , London, WC2N 4AA, England, United Kingdom
Phone: +44 (0) 20 7299 1322 **Fax:** +44 (0) 20 7299 1386 **Email:** info@selectmodel.com **Website:** https://www.selectmodel.com/

Tony Almeida

Height 190cm / 6' 3.0"

Chest 102cm / 40"

Waist 81cm / 32"

Shoes EU/US/UK 44.5 / 11.5 /
10

Eyes Brown

Hair Brown

Inseam 81cm / 32"

Neck 40cm / 15.5"

Sleeve 94cm / 37"

Suit size 50cm / 40"

Suit cut Long



Select

MODEL MANAGEMENT

2nd floor, 77 ST. Martins Lane (entrance on Cranbourn Street) , London, WC2N 4AA, England, United Kingdom
Phone: +44 (0) 20 7299 1322 **Fax:** +44 (0) 20 7299 1386 **Email:** info@selectmodel.com **Website:** https://www.selectmodel.com/

Tony Almeida

Height 190cm / 6' 3.0"

Chest 102cm / 40"

Waist 81cm / 32"

Shoes EU/US/UK 44.5 / 11.5 /
10

Eyes Brown

Hair Brown


Inseam 81cm / 32"

Neck 40cm / 15.5"

Sleeve 94cm / 37"

Suit size 50cm / 40"

Suit cut Long



Select

MODEL MANAGEMENT

2nd floor, 77 ST. Martins Lane (entrance on Cranbourn Street) , London, WC2N 4AA, England, United Kingdom
Phone: +44 (0) 20 7299 1322 **Fax:** +44 (0) 20 7299 1386 **Email:** info@selectmodel.com **Website:** https://www.selectmodel.com/

Tony Almeida

Height 190cm / 6' 3.0"

Chest 102cm / 40"

Waist 81cm / 32"

Shoes EU/US/UK 44.5 / 11.5 /
10

Eyes Brown

Hair Brown

Inseam 81cm / 32"

Neck 40cm / 15.5"

Sleeve 94cm / 37"

Suit size 50cm / 40"

Suit cut Long



Tony Almeida

Height 190cm / 6' 3.0"

Chest 102cm / 40"

Waist 81cm / 32"

Shoes EU/US/UK 44.5 / 11.5 /
10

Eyes Brown

Hair Brown


Inseam 81cm / 32"

Neck 40cm / 15.5"

Sleeve 94cm / 37"

Suit size 50cm / 40"

Suit cut Long



Select

MODEL MANAGEMENT

2nd floor, 77 ST. Martins Lane (entrance on Cranbourn Street) , London, WC2N 4AA, England, United Kingdom
Phone: +44 (0) 20 7299 1322 **Fax:** +44 (0) 20 7299 1386 **Email:** info@selectmodel.com **Website:** https://www.selectmodel.com/

Tony Almeida

Height 190cm / 6' 3.0"

Chest 102cm / 40"

Waist 81cm / 32"

Shoes EU/US/UK 44.5 / 11.5 /
10

Eyes Brown

Hair Brown

Inseam 81cm / 32"

Neck 40cm / 15.5"

Sleeve 94cm / 37"

Suit size 50cm / 40"

Suit cut Long



Tony Almeida

Height 190cm / 6' 3.0"

Chest 102cm / 40"

Waist 81cm / 32"

Shoes EU/US/UK 44.5 / 11.5 /
10

Eyes Brown

Hair Brown

Inseam 81cm / 32"

Neck 40cm / 15.5"

Sleeve 94cm / 37"

Suit size 50cm / 40"

Suit cut Long



Tony Almeida

Height 190cm / 6' 3.0"

Chest 102cm / 40"

Waist 81cm / 32"

Shoes EU/US/UK 44.5 / 11.5 /
10

Eyes Brown

Hair Brown

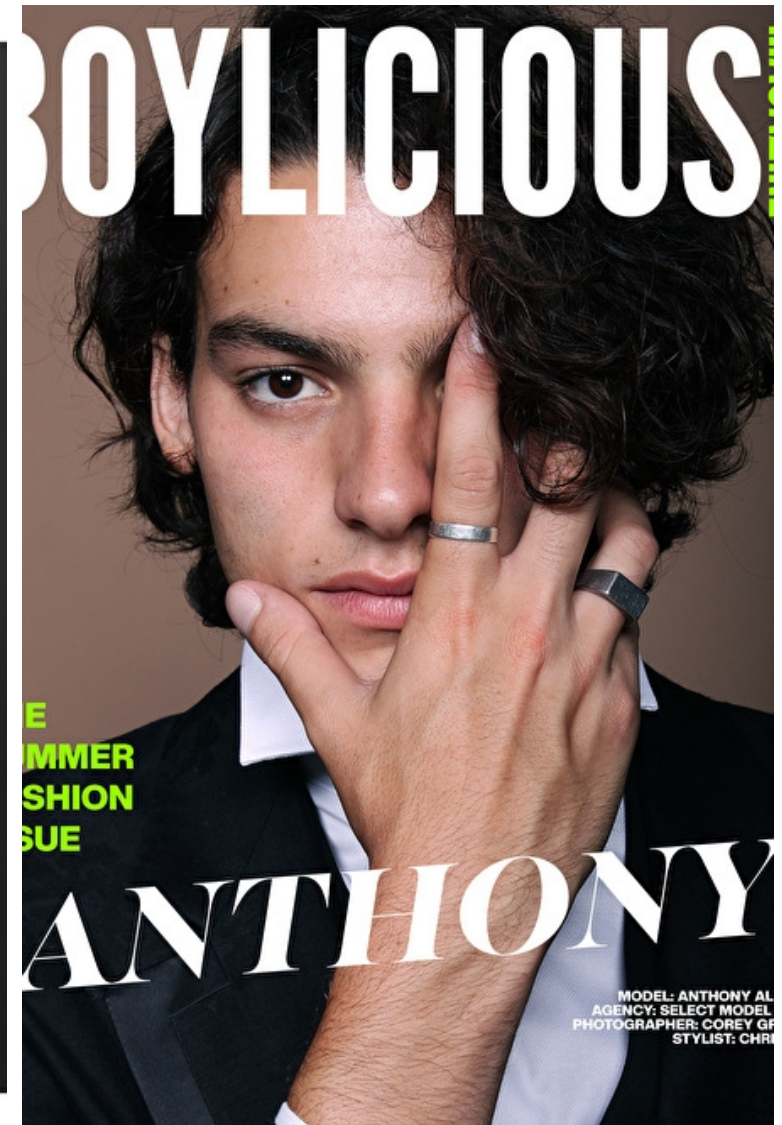
Inseam 81cm / 32"

Neck 40cm / 15.5"

Sleeve 94cm / 37"

Suit size 50cm / 40"

Suit cut Long



Tony Almeida

Height 190cm / 6' 3.0"

Chest 102cm / 40"

Waist 81cm / 32"

Shoes EU/US/UK 44.5 / 11.5 /
10

Eyes Brown

Hair Brown

Inseam 81cm / 32"

Neck 40cm / 15.5"

Sleeve 94cm / 37"

Suit size 50cm / 40"

Suit cut Long



Tony Almeida

Height 190cm / 6' 3.0"

Chest 102cm / 40"

Waist 81cm / 32"

Shoes EU/US/UK 44.5 / 11.5 /
10

Eyes Brown

Hair Brown

Inseam 81cm / 32"

Neck 40cm / 15.5"

Sleeve 94cm / 37"

Suit size 50cm / 40"

Suit cut Long



Select

MODEL MANAGEMENT

2nd floor, 77 ST. Martins Lane (entrance on Cranbourn Street) , London, WC2N 4AA, England, United Kingdom
Phone: +44 (0) 20 7299 1322 **Fax:** +44 (0) 20 7299 1386 **Email:** info@selectmodel.com **Website:** https://www.selectmodel.com/

Tony Almeida

Height 190cm / 6' 3.0"

Chest 102cm / 40"

Waist 81cm / 32"

Shoes EU/US/UK 44.5 / 11.5 /
10

Eyes Brown

Hair Brown


Inseam 81cm / 32"

Neck 40cm / 15.5"

Sleeve 94cm / 37"

Suit size 50cm / 40"

Suit cut Long



Tony Almeida

Height 190cm / 6' 3.0"

Chest 102cm / 40"

Waist 81cm / 32"

Shoes EU/US/UK 44.5 / 11.5 /
10

Eyes Brown

Hair Brown

Inseam 81cm / 32"

Neck 40cm / 15.5"

Sleeve 94cm / 37"

Suit size 50cm / 40"

Suit cut Long

