

DOUGLAS PETRICH

Height 185cm / 6' 1.0"

Chest 97cm / 38"

Waist 85cm / 33.5"

Hips 96cm / 38"

Shoes EU/US/UK 45 / 12 / 10.5

Hair Brown

Eyes Blue

Suit size 48cm / 38"



DOUGLAS PETRICH

Height 185cm / 6' 1.0"

Chest 97cm / 38"

Waist 85cm / 33.5"


Hips 96cm / 38"

Shoes EU/US/UK 45 / 12 / 10.5

Hair Brown

Eyes Blue

Suit size 48cm / 38"



Select

MODEL MANAGEMENT

182 Rue de Rivoli, Paris, 75001, Ile-de-France, France

Phone: +33 (0) 1 40 20 15 15 Email: info.paris@selectmodel.com Website: <https://selectmodel.com/>

DOUGLAS PETRICH

Height 185cm / 6' 1.0"

Chest 97cm / 38"

Waist 85cm / 33.5"

Hips 96cm / 38"

Shoes EU/US/UK 45 / 12 / 10.5

Hair Brown

Eyes Blue

Suit size 48cm / 38"



DOUGLAS PETRICH

Height 185cm / 6' 1.0"

Chest 97cm / 38"

Waist 85cm / 33.5"

Hips 96cm / 38"

Shoes EU/US/UK 45 / 12 / 10.5

Hair Brown

Eyes Blue

Suit size 48cm / 38"



DOUGLAS PETRICH

Height 185cm / 6' 1.0"

Chest 97cm / 38"

Waist 85cm / 33.5"



Hips 96cm / 38"

Shoes EU/US/UK 45 / 12 / 10.5

Hair Brown

Eyes Blue

Suit size 48cm / 38"



Select

MODEL MANAGEMENT

182 Rue de Rivoli, Paris, 75001, Ile-de-France, France

Phone: +33 (0) 1 40 20 15 15 Email: info.paris@selectmodel.com Website: <https://selectmodel.com/>

DOUGLAS PETRICH

Height 185cm / 6' 1.0"

Chest 97cm / 38"

Waist 85cm / 33.5"

Hips 96cm / 38"

Shoes EU/US/UK 45 / 12 / 10.5

Hair Brown

Eyes Blue

Suit size 48cm / 38"



DOUGLAS PETRICH

Height 185cm / 6' 1.0"

Chest 97cm / 38"

Waist 85cm / 33.5"



Hips 96cm / 38"

Shoes EU/US/UK 45 / 12 / 10.5

Hair Brown

Eyes Blue

Suit size 48cm / 38"



DOUGLAS PETRICH

Height 185cm / 6' 1.0"

Chest 97cm / 38"

Waist 85cm / 33.5"

Hips 96cm / 38"

Shoes EU/US/UK 45 / 12 / 10.5

Hair Brown

Eyes Blue

Suit size 48cm / 38"



DOUGLAS PETRICH

Height 185cm / 6' 1.0"

Chest 97cm / 38"

Waist 85cm / 33.5"

Hips 96cm / 38"

Shoes EU/US/UK 45 / 12 / 10.5

Hair Brown

Eyes Blue

Suit size 48cm / 38"



Select

MODEL MANAGEMENT

182 Rue de Rivoli, Paris, 75001, Ile-de-France, France

Phone: +33 (0) 1 40 20 15 15 Email: info.paris@selectmodel.com Website: <https://selectmodel.com/>

DOUGLAS PETRICH

Height 185cm / 6' 1.0"

Chest 97cm / 38"

Waist 85cm / 33.5"


Hips 96cm / 38"

Shoes EU/US/UK 45 / 12 / 10.5

Hair Brown

Eyes Blue

Suit size 48cm / 38"



Select

MODEL MANAGEMENT



DOUGLAS PETRICH

HEIGHT 185CM BUST 97CM WAIST 85CM HIPS 96CM EYES BLUE HAIR BROWN

182 RUE DE RIVOLI 75001, PARIS
TEL : +33 (0) 1 40 20 15 15