

## HEWEI SHI

Height 189cm / 6' 2.5"

Chest 90cm / 35.5"

Waist 69cm / 27"

Hips 89cm / 35"

Shoes EU/US/UK 44 / 11 / 9.5

Eyes Brown

Hair Black

Suit size 46cm / 36"



# Select

MODEL MANAGEMENT

182 Rue de Rivoli, Paris, 75001, Île-de-France, France

Phone: +33 (0) 1 40 20 15 15 Email: info.paris@selectmodel.com Website: <https://selectmodel.com/>

## HEWEI SHI

Height 189cm / 6' 2.5"

Chest 90cm / 35.5"

Waist 69cm / 27"

Hips 89cm / 35"

Shoes EU/US/UK 44 / 11 / 9.5

Eyes Brown

Hair Black

Suit size 46cm / 36"



# Select

MODEL MANAGEMENT

182 Rue de Rivoli, Paris, 75001, Île-de-France, France

Phone: +33 (0) 1 40 20 15 15 Email: info.paris@selectmodel.com Website: <https://selectmodel.com/>

## HEWEI SHI

Height 189cm / 6' 2.5"

Chest 90cm / 35.5"

Waist 69cm / 27"


Hips 89cm / 35"

Shoes EU/US/UK 44 / 11 / 9.5

Eyes Brown

Hair Black

Suit size 46cm / 36"



# Select

MODEL MANAGEMENT

182 Rue de Rivoli, Paris, 75001, Île-de-France, France

Phone: +33 (0) 1 40 20 15 15 Email: info.paris@selectmodel.com Website: <https://selectmodel.com/>

## HEWEI SHI

Height 189cm / 6' 2.5"

Chest 90cm / 35.5"

Waist 69cm / 27"


Hips 89cm / 35"

Shoes EU/US/UK 44 / 11 / 9.5

Eyes Brown


Hair Black

Suit size 46cm / 36"



## Select

MODEL MANAGEMENT



## HEWEI SHI

HEIGHT 189CM BUST 90CM WAIST 69CM HIPS 89CM EYES BROWN HAIR BROWN

182 RUE DE RIVOLI, 75001, PARIS  
TEL: + 33 (0) 1 40 20 15 15